



# 1993 HOUSING SURVEY QUESTIONNAIRE




— October 1, 1993 —

Statistics Bureau  
Management and Coordination Agency  
Government of Japan

### On the Housing Survey

- ◆ The *Housing Survey* is to be taken throughout Japan as of October 1, 1993.
- ◆ The Housing Survey, one of the most important statistical surveys in Japan, has been conducted to obtain fundamental data for housing policies every five years since 1948.
- ◆ The Housing Survey is designed to give a clearer picture of housing conditions and their regional variations throughout Japan.
- ◆ The results of the Housing Survey are used as basic data for a variety of undertakings planned and executed by the central or local governments, such as housing projects, city planning, regional development planning, and environmental programs.
- ◆ You are requested to report on your household and housing conditions. Please fill out the questionnaire before the enumerator will visit you again to collect it.
- ◆ Your answers are *confidential, under the Statistics Law*. This questionnaire is used only for statistical purposes, that is, for providing statistical figures through combining your answers with these from other people.
- ◆ Please answer the questions on Pages 2 and 3 to the best of your knowledge.

**Please read this before filling out the questionnaire**

- ◆ The questionnaire is divided into four parts. (I, II, III and IV on Pages 2 and 3)  
The parts to be filled out differ, depending on types of household.
- General household, living in residential housing  
(including a person who lives alone in a house or apartment)  Fill out the parts I, II, III and IV.
  - Households of two or more family members  
living as boarders or lodgers, or living in dormitories  Fill out the parts I, II, III and IV-10, 11 and 12.
  - Quasi-households (boarders or lodgers living alone,  
or persons living in dormitories without families)  Fill out the parts I and IV. (Only "Name of head of household"  
and the questions I-1a and IV-12.)
- ◆ Our representative will indicate your type of household below with the relevant survey parts to be filled out.

(TO BE COMPLETED BY ENUMERATOR)	
<p>If the household type is:</p>	<p><b>Household living in a residential housing</b></p> <pre> graph TD     A[1 Principal household] --&gt; B[I, II, III and IV]     C[2 Non-principal household] --&gt; D[1 Ordinary household]     C --&gt; E[2 Quasi-household]     D --&gt; F[I, II, III and IV-10, 11 and 12.]     E --&gt; G[I and IV]                     </pre> <p>(Only "Name of head of household" and the questions I-1a and IV-12.)</p>
<p>Fill out the parts:</p>	<p><b>Household in other type of living quarters</b></p> <pre> graph TD     H[1 Living in a workers' dormitory] --&gt; I[1 Concierge's household]     H --&gt; J[2 Ordinary household]     H --&gt; K[3 Quasi-household]     I --&gt; L[I, II, III and IV-10, 11 and 12.]     J --&gt; L     K --&gt; M[I and IV]                     </pre> <p>(Only "Name of head of household" and the questions I-1a, and IV-12.)</p>

- The enumerator will call on you to collect this questionnaire at around  
a.m. \_\_\_\_\_  
p.m. \_\_\_\_\_ on October \_\_\_\_\_.  
Please fill this out by that time.
- If you have any questions, please ask the enumerator or the city, town or village office.

TO BE COMPLETED BY ENUMERATOR			
<b>(1) Use of building</b>  1 <i>For living only</i>  2 <i>For living and commerce or other purposes</i>  3 <i>Other</i>	<b>(3) One-person household</b>  1 <i>Person temporarily living away alone from his/her household for business purposes</i>  2 <i>Person temporarily living away alone from his/her household for less than one year for the subsidiary work</i>  3 <i>Other</i>	Enumeration district number	
		Building number	
		Dwelling house number	

— Page 2 —

— Please refer to the instructions on page 4 —

### I On your household

<b>I On your household</b>	Name of head of household (or Name of representative)	Telephone number <div style="border: 1px dashed black; padding: 5px; text-align: center;">           (       )         </div>
----------------------------	--	--

**1a. How many members usually live in your household, including the head of household?**  
 Include domestic servants.  
 Do not include boarders or live-in business employees.

	Under 3 years old	4 ~ 5	6 ~ 11	12 ~ 14	15 ~ 17	18 ~ 64	65 ~ 74	75 and over	
Male									<div style="border: 1px solid black; padding: 2px 5px;">Total</div>
Female									

**2. Are there any household members temporarily living away from home for business purposes?**  
 Give answers for household members who have lived or will live away from home for more than three months.

1 No  
2 Yes

If so, how many?

Married persons \_\_\_\_\_

Unmarried persons \_\_\_\_\_

**b. How many couples are there in your household?**

1 None      2 One      3 Two      4 Three or more

**3. How much is the total annual income, before taxes, of all household members?**  
 Include bonuses, over-time pay, dividends, allowances, annuities, remittances, etc. in case of "self-employed", answer not sales amount but business profit.

1 Less than ¥1,000,000	6 ¥5,000,000 to ¥6,999,999
2 ¥1,000,000 to 1,999,999	7 ¥7,000,000 to ¥9,999,999
3 ¥2,000,000 to ¥2,999,999	8 ¥10,000,000 to ¥14,999,999
4 ¥3,000,000 to ¥3,999,999	9 ¥15,000,000 or more
5 ¥4,000,000 to ¥4,999,999	

**c. What is the family type of your household?**  
 Answer based on the youngest couple in your family.

- 1 A married couple only
- 2 A married couple with their child(ren)
- 3 A married couple with their child(ren) and parent(s)
- 4 A married couple with their parent(s)
- 5 Father or mother with his/her child(ren)
- 6 Brother(s) and/or sister(s) only
- 7 Other relatives not elsewhere classified
- 8 One-person household
- 9 Other

**II On the main earner of your household**

● If there is no worker in your household, give answers for the head of household

1. On the main card or your statement, check the box in parentheses that indicates your present residence in Japan.

4. How old is this person?

Give the age as of October 1, 1993

1 Under 24 years old	5 40~44	9 80~84
2 25~29	6 45~49	10 85~74
3 30~34	7 50~54	11 75 or more
4 35~39	8 55~59	

5. Is this person employed or self-employed?

1 Employee of a company, association, public corporation or of an individual	(Not including temporary worker nor day-laborer)
2 Employee of the central or local government	
3 Temporary worker or day-laborer	
4 Self-employed worker engaged in agriculture, forestry or fishery	
5 Self-employed worker engaged in commerce, industry, etc.	

Without ☐ 6 Student ☐ Skip to Q7  
 occupation ☐ 7 Other ☐

Answer this question only when 1, 2, 3, 4, or 5 is encircled in the above question 5.

6. How long does it usually take for this person to get from home to work (one way)?

1 Working at home	6 1 hour to 1 hour and 15 minutes.
2 Less than 15 minutes	7 1 hour and 15 minutes to 1.5 hours.
3 15 to 30 minutes	8 1.5 to 2 hours
4 30 to 45 minutes	9 2 or more hours
5 45 to 60 minutes	

7. When did this person move into the present residence?

If the present dwelling house was rebuilt after this person had moved here, answer the year of the move before the rebuilding

1 Before the end of the War on August 15, 1945	8 1986 to 1988
2 Between the end of the War and 1950	9 1989
3 1951 to 1960	10 1990
4 1961 to 1970	11 1991
5 1971 to 1975	12 1992
6 1976 to 1980	13 1993
7 1981 to 1985	

Answer these questions only if this person moved into the present residence in 1989 or later after for the main earner in your household.

8a. Where was the previous residence of this person?

If the address of the previous residence was in Japan, write the name of prefecture and shi, machi or mura of the previous address.

1 In Japan	(Address)	Prefecture	Municipality	Only in case of Tokyo
2 Outside Japan		to do fu ken	shi machi mura	ku

b. How long did this person live in the previous living quarters?

1 Less than 1 year	6 5 to 10 years
2 1 to 2 years	7 10 to 15 years
3 2 to 3 years	8 15 to 20 years
4 3 to 4 years	9 20 or more years
5 4 to 5 years	

c. What type was the previous residence?

1 Rented detached house or tenement house owned privately
2 Rented apartment owned privately
3 Rented house or apartment owned by local government
4 Rented house or apartment owned by public corporation
5 Assigned house or apartment (company house, house for government employees, etc.)
6 Owned detached house or tenement house
7 Owned apartment
8 Living quarters of parents or other relatives
9 Lodging house or employer's living quarters
10 Dormitory
11 Other

d. What was the floor area of the dwelling rooms of the previous residence?

(Round off to one decimal place)

tatami units

### III On the elderlies in your household

Give answers only in case that there is a member (including the head of household) whose age is 65 years old or more in your household.

**9a. Where does the son or daughter of the elderly live?**  
 If there are two or more elders in your household, give answers on the youngest one.  
 Son and daughter includes son in law and daughter in law.  
 If the elderly has two or more sons or daughters, give answer on the one who lives in nearest.

- 1 *Living together in the same household*
- 2 *Living in the same site with the residence*
- 3 *Living in the neighborhood (within 5 minutes on foot)*
- 4 *Living in the same municipality (shi, ku, cho, son)*
- 5 *Living in the same prefecture (to, do, fu, ken)*
- 6 *In Japan*
- 7 *Abroad*
- 8 *no son or daughter*

**9b. How long does it usually take for the elderly to go to the place by the transport which he or she usually use (one way)?**

- 1 *Under 15 minutes*
- 2 *15 to 30 minutes*
- 3 *30 minutes to 1 hour*
- 4 *1 to 3 hours*
- 5 *3 hours and over*

**IV On this residence**

**10. Is this residence owned or rented?**  
 1 Owned  
 2 Rented house or apartment  
 (1) Owned privately (3) Owned by public corporation  
 (2) Owned by local government  
 3 Employer-assigned house or apartment (Company house, house for government employees, etc.)  
 4 Lodging house  
 5 Other building  
 (1) Rented (2) Owned

**11. How much is the monthly rent for your living quarters and charges for common services?**  
 If rent or charge is free, write "¥0"  
 Rent ¥  
 Total amount of charges for common services (For electricity, cleaning, etc.) ¥

**12a. How many rooms are there in your living quarters?**  
 Do not count bathrooms, halls, toilets, corridors, vestibules, or rooms used solely for business purposes such as shops and offices.  
 Do not count kitchens, but count dining-kitchen rooms.

Less than 3 tatami units	3.0 up to 4.5 tatami units	4.5 up to 6.0 tatami units	6.0 up to 8.0 tatami units	8.0 up to 10.0 tatami units	10.0 or more tatami units	Total

**b. What is the floor area of these dwelling rooms?**  
 Write the total floor area of the above rooms in terms of number of tatami units.  
 For rooms not floored with tatami, estimate the area by using the figure of 1.65 square meters for one tatami unit. (Round off to one decimal place.)

\_\_\_\_\_ tatami units

**13a. What kind of the kitchen do you use?**  
 (Kitchen used only by persons living in this residence i.e. your household and/or co-occupant(s))  
 1 Separate room for cooking  
 2 Dining-kitchen room  
 3 Living-kitchen room  
 4 Kitchen connected to another room of other functions (Kitchen shared with other household(s))  
 5 Shared kitchen

**b. What is its floor area?**  
 Write the floor area in terms of tatami units (using the figure of 1.65 square meters for one tatami unit).  
 In case of a dining-kitchen or living-kitchen room, etc., write the floor area of the whole room including the space for the sink.

\_\_\_\_\_ tatami units

**14a. Is the toilet for this residence used exclusively by your household?**  
 If your household lives with another household occupying part of your residence, circle 1, even if the toilet is jointly used with these households.  
 1 Yes 2 No

**b. Is it a flush toilet?**  
 1 Yes 2 No

**c. How many flush toilets are there in your residence?**  
 1 One 2 Two or more

**d. Is there a bathroom in your residence?**  
 1 Yes 2 No

**e. Is there a washstand independent to kitchen in your residence?**  
 1 Yes 2 No

**15. What kind of cooling or heating equipment is installed in your residence?**  
 Circle all the applicable numbers.  
 Exclude heating and cooling appliances such as portable oil heaters, fan heaters, kotatsu, and electric carpets.  
 a. Cooling equipment  
 1 Individual room unit 2 Central system  
 b. Heating equipment  
 1 Individual room unit 2 Central system  
 c. Cooling and heating equipment  
 1 Individual room unit 2 Central system  
 d. Hot water supply system  
 e. None

**16. What is the total floor area of closets and built-in wardrobes?**  
 1 Less than 3.2 square meters  
 2 3.3 to 6.5 square meters  
 3 6.6 or more square meters

**17a. Where do you park your car?**  
 1 At the site for your residence  
 2 Other place outside the site for your residence  
 3 Having no car

Answer only when 1 is encircled in the above question a.

**b. What kind of equipment do you park your car at?**  
 1 Garage 2 Space with roof 3 Space only

**18. What is the total floor area of this residence?**  
 Answer not only floor area for rooms but for the total space of the residence  
 Answer on the exclusive area if you are living in an apartment house.  
 (Round off figures)  
 Total floor area \_\_\_\_\_ square meters or \_\_\_\_\_ tsubo  
 Area of the ground floor \_\_\_\_\_ square meters or \_\_\_\_\_ tsubo

Answer this question only if your household lives in a detached or semi-detached house.

**19. What is the site area for this house?**  
 In case of a semi-detached house, write the site area of each house  
 (Round off figures)  
 \_\_\_\_\_ square meters or \_\_\_\_\_ tsubo

Answer this question only if your household lives in a detached or semi-detached house.

**20. How large is your garden in the site for your residence?**  
 Garden is defined as a space one can plant trees or flowers.  
 Excluding the space used for path, parking or working.  
 1 Under 10 square meters  
 2 10 to 30 square meters  
 3 30 to 50 square meters  
 4 50 square meters and over  
 5 There is no garden.

**21. What is the duration of sunshine on a fine day?**  
 Indicate the number of hours of sunshine coming into the dwelling rooms of this on or around the date of this survey  
 1 Less than 1 hour 3 3 up to 5 hours  
 2 1 up to 3 hours 4 5 or more hours

**22. When was this residence built?**  
 In case the residence was enlarged or remodelled, answer the year of the enlargement or remodeling if the enlarged or remodelled part occupies more than half of the total floor area.  
 1 Before the end of the War on August 15, 1945 7 1981 to 1985  
 2 Between the end of the War and 1950 8 1986 to 1988  
 3 1951 to 1960 9 1989  
 4 1961 to 1970 10 1990  
 5 1971 to 1975 11 1991  
 6 1976 to 1980 12 1992  
 13 1993

Answer this question only if you are living in a house you own.

**23a. Was this residence purchased or newly built?**  
 "Rebuilt" means that the present house was newly built on the same site where the previous house stood.  
 1 Rebuilt 4 Purchased a newly built house from a public corporation  
 2 Newly built (not including rebuilt) 5 Purchased a newly built house from a private company  
 3 Purchased a used house 6 Inheritance or grant  
 7 Other

**b. Since January 1989, have you enlarged or remodelled your residence for your household's use?**  
 If "Yes", circle all of applicable numbers.  
 1 Living rooms 6 No  
 2 Kitchen  
 3 Toilet  
 4 Bathroom  
 5 Other parts

Answer only when 1 is circled in the above question b.

**c. What is the area of enlarged space of the living rooms?**  
 Answer in terms of tatami units.  
 1 Less than 5.9 tatami units 5 15 up to 17.9 tatami units  
 2 6 up to 8.9 tatami units 6 18 up to 20.9 tatami units  
 3 9 up to 11.9 tatami units 7 21 or more tatami units  
 4 12 up to 14.9 tatami units 8 None

Answer this question only if you are living in a house you own.

**24. Since January 1989, have you remodelled your residence for alderies?**  
 If "Yes", circle all of applicable numbers.  
 1 Stairs and corridor with railing 5 No  
 2 Slopes in the resident  
 3 Improvement of bathroom and lavatory  
 4 Others

Answer this question only if you are living in a house you own.

**25a. Is the site for your residence owned privately or rented?**  
 1 Owned privately  
 2 Rented

**b. When was the site purchased or rented?**  
 1 Before the end of the War on August 15, 1945 7 1981 to 1985  
 2 Between the end of the War and 1950 8 1986 to 1988  
 3 1951 to 1960 9 1989  
 4 1961 to 1970 10 1990  
 5 1971 to 1975 11 1991  
 6 1976 to 1980 12 1992  
 13 1993

### INSTRUCTIONS

**I On your household**

- 1a. **How many members usually live in your household, including the head of household?**
  - List the total number of household members who usually live in your household, specifying age and sex.
  - "Household members who usually live in your household" refers to those who have been living or are expected to live in your household for three or more months.
  - Include those who happened to be away from home for a short period on or around October 1.
  - Do not include temporary visitors or household members who have been away from home for a long period.
- 1c. **What is the family type of your household?**
  - "Children" here refers to those who are still single. In case a household consisting of a married couple, and their son and his wife, circle "4 A married couple with their parent(s)".
2. **Are there any household members temporarily living away from home for business purposes?**
  - Answer whether there are any household members having been or to be away from home for business for period of three or more months, including October 1, 1993.  
If you answer "yes", write the numbers of those members, with and without a spouse.

**II On the main earner of your household**

- "The main earner of your household" means the person who usually lives in the household and earn main income for the household.
- 5. **Is this person employed or self-employed?**
  - Corporations owned by the government are not included in "government"
  - **"3 Temporary worker or day-laborer"** refers to those who are employed on a day-to-day basis or for a fixed employment period of less than one year.
  - Included in **"5 self-employed worker engaged in commerce, industry, etc."** are, in addition to the owners of unincorporated shops or factories, medical and law practitioners, writers, painters, homemakers, etc.
- 7. **When did this person move into the present residence?**
  - In case he/she has been living in the present residence since his/her birth, circle the number corresponding to the year of birth.
- 8c. **What type was the previous residence?**
  - If this person lived with his/her parents in their residence, circle **"8 Living quarters of parents or other relatives"**, not 10 nor 11.

**IV On this residence**

10. **Is this residence owned or rented?**
  - "Owned" houses include those that are not yet registered and those that are being bought on an installment payment plan, even if payments have not yet been completed.
  - In case of houses rented by companies in which their employees reside, encircle **"3 Employer-assigned house or apartment (company's house, house for government employees, etc.)"**
11. **How much is the monthly rent for your living quarters and charges for common services?**
  - "Charges for common services" include charges for electricity, cleaning, water, etc. for common-use areas, and building management charges.
- 14a. **Is there a washstand independent to kitchen in your residence?**
  - "Washstand" means the one which is provided with a sink for having a wash independent to the one in the kitchen.
15. **What kind of cooling or heating equipment is installed in your residence?**
  - **"Individual room unit"** refers to equipment separately installed in individual rooms for cooling or heating each room space.
  - **"Central system"** refers to equipment which can cool and heat two or more rooms at the same time, and which is installed outside the rooms.
16. **What is the total floor area of closets and built-in wardrobes?**
  - **"Built-in wardrobes"** means the ones built as a part of the residence and does not include unit-furniture and the ones which also serve as partition wall.
  - It does not include underground rooms and garrets.
  - In case there is no area of closets and built-in wardrobes, encircle 1.
- 17b. **What kind of equipment do you park your car at?**
  - **"Space with roof"** means the ones which equip posts and roof only and prefabs.
  - **"Space only"** includes, surface merely paved with concrete and the like.
18. **What is the total floor area of this residence?**
  - In case of an apartment or a condominium, write only the floor area used exclusively by your household.
21. **What is the duration of sunshine on a fine day?**
  - In case it is kept in the shade all the time, encircle 1.
24. **Since January 1989, have you remodelled your residence for elderlies?**
  - In case you remodelled your residence for future elderlies, encircle applicable numbers.

TO BE COMPLETED BY ENUMERATOR

<p><b>(4) Vacancy status of residence with no usual resident</b></p> <p>1 Temporary occupants only</p> <p>2 Used as a villa or a summer house</p> <p>3 Used as a second house other than a villa or a summer house</p> <p>4 For rent or sale</p> <p>5 Vacant for other reason</p> <p>6 Under construction</p>	<p><b>(7) Number of stories of building</b></p> <table border="0"> <tr> <td>1 1 story</td> <td>6 6 or 7 stories</td> </tr> <tr> <td>2 2 stories</td> <td>7 8 to 10 stories</td> </tr> <tr> <td>3 3 stories</td> <td>8 11 to 14 stories</td> </tr> <tr> <td>4 4 stories</td> <td>9 15 or more stories</td> </tr> <tr> <td>5 5 stories</td> <td>-</td> </tr> </table> <p><b>(8) Type of building</b></p> <p>1 Detached house</p> <p>2 Tenement house</p> <p>Apartment house — 3 Complex type</p> <p>                                  4 Not complex type</p> <p>5 Other</p>	1 1 story	6 6 or 7 stories	2 2 stories	7 8 to 10 stories	3 3 stories	8 11 to 14 stories	4 4 stories	9 15 or more stories	5 5 stories	-	<p><b>(10b) Surface of road bordering the site for the residence</b></p> <p>1 Paved    2 Not paved</p> <p><i>Write only in case of an apartment house.</i></p> <p><b>(11a) Equipped with an elevator</b></p> <p>1 Yes    2 No</p> <p><b>(11b) Site area</b></p> <p>(Round off figures)</p> <p>square meters    or    tsu-bu</p>
1 1 story	6 6 or 7 stories											
2 2 stories	7 8 to 10 stories											
3 3 stories	8 11 to 14 stories											
4 4 stories	9 15 or more stories											
5 5 stories	-											
<p><b>(5) Construction material</b></p> <p>1 Wooden</p> <p>2 Wooden, fire-proofed</p> <p>3 Concrete block</p> <p>4 Ferroconcrete</p> <p>5 Other (steel-frame, brick, etc.)</p>	<p><b>(9) Kind of residence</b></p> <p>1 Used exclusively as living quarters</p> <p>2 Used also for agriculture, forestry or fishery</p> <p>3 Used also for commerce or other purposes</p>	<p><b>(11c) Building area</b></p> <p>(Round off figures)</p> <p>square meters    or    tsu-bu</p>										
<p><b>(6) Condition of building</b></p> <p>1 Repairs not needed or slight repairs needed</p> <p>2 Considerable repairs needed</p> <p>3 Thorough repairs needed</p>	<p><b>(10a) Width of road bordering the site for the residence</b></p> <table border="0"> <tr> <td>1 Less than 2 meters</td> <td>4 6 to 10 meters</td> </tr> <tr> <td>2 2 to 4 meters</td> <td>5 10 or more meters</td> </tr> <tr> <td>3 4 to 6 meters</td> <td>6 No bordering road</td> </tr> </table>	1 Less than 2 meters	4 6 to 10 meters	2 2 to 4 meters	5 10 or more meters	3 4 to 6 meters	6 No bordering road					
1 Less than 2 meters	4 6 to 10 meters											
2 2 to 4 meters	5 10 or more meters											
3 4 to 6 meters	6 No bordering road											